



# 2024-25 NFHS VOLLEYBALL RULES POWERPOINT

Rules Changes

Editorial Changes



Points of Emphasis



Copyright © 2024 National Federation of State High School Associations. All Rights Reserved.  
This copyrighted power point is presented by the NFHS. This material shall only be reproduced or distributed by member state associations for teaching and training purposes.  
Distribution to the public is prohibited without the express written consent from the NFHS. Please contact Davis Whitfield, COO at [dwhitfield@nfhs.org](mailto:dwhitfield@nfhs.org) with requests.

## LEGAL UNIFORM

### 4-2-3 NOTE (NEW), 7-1-1 NOTE



- A player may change uniform numbers without penalty when a uniform is damaged, in addition to when a uniform has blood on it.




PLAY  
PERFORM  
COMPETE.  
TOGETHER



## FIRST REFEREE RESPONSIBILITIES

### 5-4-3c(1)




- All players on the roster, not just starting players, may stand on their respective end lines prior to the first set.

# LINE JUDGE RESPONSIBILITIES

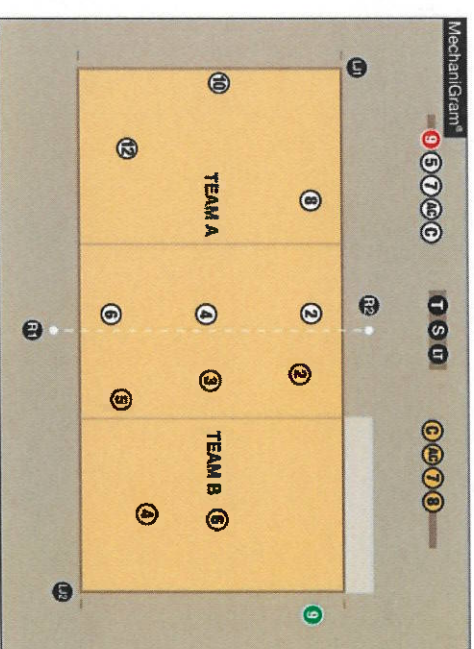
## 5-9-2b NOTE (NEW), STATE ASSOCIATION

### ADOPTION CHART

SET 1



SET 2



- Line judges will switch sides of the court between sets when, by state association adoption, teams remain on the same benches throughout the match.



# INJURY

## 11-4-1b



- Teams may substitute during an injury time-out for the libero replacement if the libero is injured or ill.
  - In the PlayPic, the libero in yellow is injured and cannot continue.
  - The libero replacement, No. 8, must enter as the replacement.
  - Next, the head coach may request a substitution (No. 7 for No. 8).
- Teams no longer must wait until the next completed rally to make the substitution.
- No other substitutions may take place at this time as play resumes with a replay.

# SUGGESTED PREMATCH PROTOCOLS

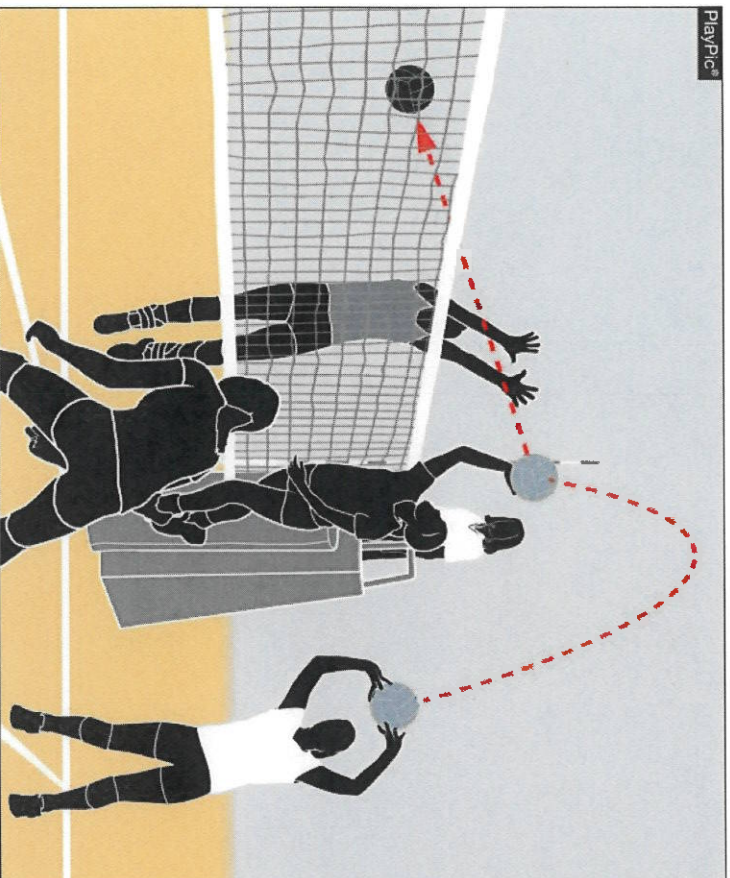
- Suggested Prematch Protocols:
  - The competition court should be set up and available at least one hour before the first scheduled match.
  - A timed warm-up period for each team should be predetermined. The timed warm-up period will vary depending on facility and format of matches.
    - During shared warm-up, players may not intentionally or cause balls to intentionally enter the opponent's court.
    - When one team has exclusive use of the court, the other team should be at its bench or off the playable area. Teams can utilize an auxiliary gym or the area behind the team bench if adequate space is available.
  - Announcements – teams on their endlines for player introductions, national anthem, shaking hands, etc.

Sample Prematch Warmup for Dual Matches	
Timing	Protocol
60 minutes before start of match	Court setup by host management and available to teams
No later than 30 minutes prior to start of match	Officials arrive on court in uniform
No later than 20 minutes prior to start of match	Assistant officials report to first referee
Prior to timed warm-ups	Prematch conference (rosters due)
Timed warm-up begins	Timed warm-up – shared court
Minimum 4 minutes	Timed warm-up – home team's court
Minimum 4 minutes	Timed warm-up – visiting team's court
No later than 2 minutes prior to the end of timed warm-up	Lineups due
Timed warm-up ends	Audio signal to indicate the end of timed warm-ups Announcements (National Anthem, introductions, etc.) Team huddle Match begins

NOTE: Times may be adjusted to accommodate arrival times, facilities, tournaments, etc. It is recommended that each team get a minimum of 4 minutes on the court for hitting and serving.

## PLAYER ACTIONS

### 9-5-1a(2), 9-5-1a(4), 9-5-1b(4), 9-5-6b



- The term “overhead” has been changed to “overhand” throughout *Rule 9, Section 5 – Player Actions* to align with other volleyball rules codes’ descriptions that focus on hand placement.



# INSTRUCTIONS FOR LIBERO TRACKER

S TEAM: RED			L: 10		
Serve Order	Service	SP			
I	III	6	L6L <del>8</del> 2L <del>7</del> 6		
II	III	3			
III	III	7			
<del>IV</del>	III	1	L1L1L		
V	II	8			
VI	II	4	84		

Team Substitutions: ~~1~~ ~~2~~ ~~3~~ ~~4~~ 5 6 7 8 9 10 11 12 13 14 15


- It is no longer acceptable to cross off the libero or the replacement player's number on the tracking sheet when there is a libero replacement.
- The libero tracker will only cross off the number of the replacement when a substitute enters the set.
- This helps keep the tracking sheet legible and avoids confusion when trying to count the number of substitutions a team has used in a set.



## EDITORIAL CHANGES

- 4-1-7a,b
  - a. A medical-alert shall be taped to the body and the alert may be visible.
  - b. Religious medals or other religious items shall be taped to the body and worn under the uniform.
- 5-4-3c(3 thru 24)  
New 6. Mirror the second referee's signal for time-out and substitution.  
(Reorganized items 3-24)
- 12 NOTES 1  
No participant, team personnel, coach or contest official shall use any form of alcohol or tobacco, or be under the influence of (i.e., impaired by) a controlled or illicit substance(s), beginning with arrival at the competition site until departure following the completion of the match.

## OFFICIALS MANUAL – INTRODUCTIONS AND NATIONAL ANTHEM PROTOCOL



- At the end of the timed warm-up, the first referee and the LJ1 will walk across the court while the second referee and LJ2 will remain tableside for introductions and the national anthem.



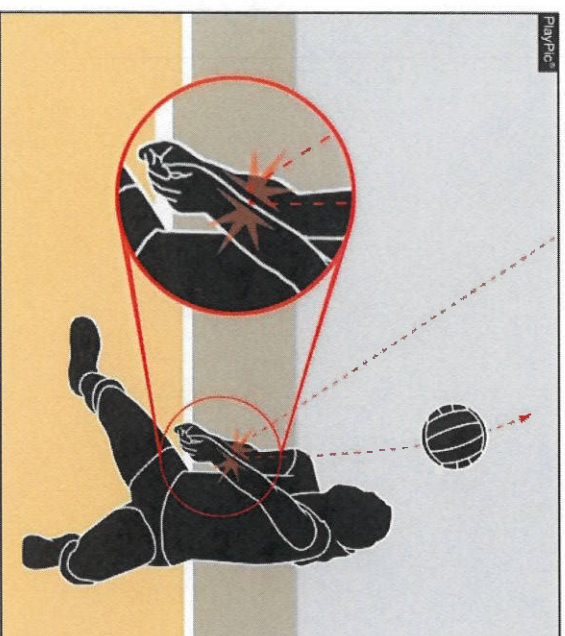



## BALL HANDLING

---

- The goal for players is to master ball control; for officials, it is a goal to maintain a consistent level of ball handling from set to set and from match to match.
- Coaches play a role in the consistency equation with their methods of training, the expectations placed on their players, and the desired level of allowance by the officials.
- The goal when officiating ball handling is to increase the continuation of play when judging second ball contacts that are directed to a teammate.

# BALL HANDLING



- A player in good position must play the ball without discernible double contact.
- Less severe judgment is applied to a contact by a player who makes a challenging or spectacular play while maintaining a legal play.
- Mishandled balls resulting in a blatant foul should still be called, regardless of the challenging or spectacular nature of the play.
- Multiple contacts on a third ball must be whistled.



## BALL HANDLING

- **Prolonged Contact**
  - The rule states that the ball is not allowed to come to rest or involve prolonged contact.
  - The fact that the contact is an underhand action or done with an open hand is not an automatic call.
  - Players can legally take a stab at the ball to keep the ball alive as they pursue an errant contact from their teammate.
  - A whistle should accompany prolonged contact.




## BALL HANDLING

---

- **Power Tip and Setter Dump**
  - Players are utilizing the setter dump effectively, while attackers are tipping the ball deeper into their opponent's court and tipping with more power.
  - Officials must determine where the ball contact was initiated in relation to the body and judge how long the player continued the action while in contact with the ball.



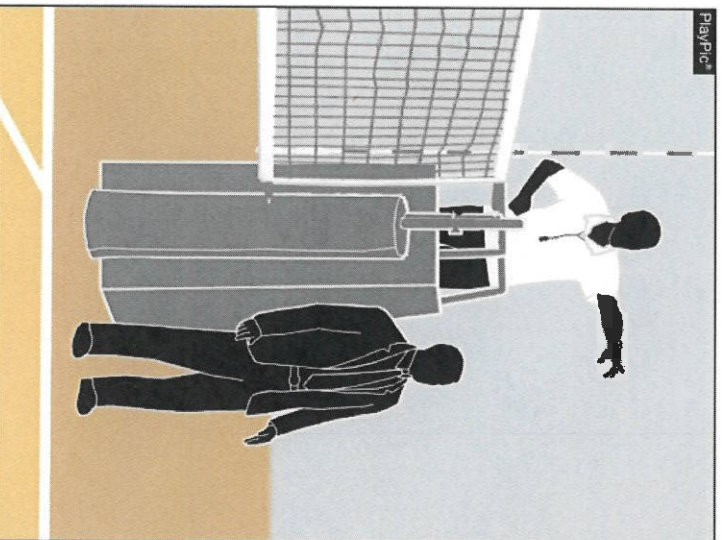
## SCORING BEST PRACTICES



The scoring crew is an integral part of the officiating team. The scorer must:

- Arrive no later than 20 minutes before match time.
- Complete the match information in the scorebook/scoresheet or an electronic scoring device.
- Accept the team rosters and lineups and record the lineups.
- Secure each team's lineup by placing them upside down on the table.
- Collaborate with the R2 to ensure each team's lineup is correct on the R2's lineup card and verify teams are in correct starting positions on the court prior to each set.
- Establish a routine with the assistant scorer for handling substitutions and libero replacements.
- Ensure readiness to the R2 after each substitution.
- Use contrasting colors to indicate full rounds of service.
- Notify the R2 if there are any scoring issues.
- Communicate with the R2 during time-outs and between sets.

## HOST MANAGEMENT BEST PRACTICES



- The designated administrator on site should introduce themselves to the officials upon arrival at the facility and show them to their locker rooms. Officials and coaches should be able to quickly identify host management should any issues arise. Host management should:
- Ensure the facility is set up properly one hour before the match.
  - Ensure the net system is at the correct height and is padded.
  - Ensure the referee stand is secure and padded.
  - Assist in ensuring teams from both sides do not encircle the entire court.
  - Be available throughout the match.
  - Post signage for home/visitor and/or student section. Allow fans to stand, but not on the playing surface.
  - Ensure that any unsporting conduct by spectators is not tolerated. It needs to be immediately addressed.
  - Collaborate with officials to suspend play for fan issues, if necessary.



# ▶ NFHS AUTHENTICATING MARK UPDATE



Current Logos

New Logo



## Specifications

- Do not use the NFHS Authenticating Mark without prior written approval from the NFHS.
- This mark is for use of licensees only.

## Minimum size


- **Inflatable Balls - 2 ½"** (Basketball, Football, Soccer, Volleyball, and Water Polo)
- **Non-Inflatable Balls - 1 ¼"** (Baseball, Field Hockey, Ice Hockey Puck, Lacrosse, and Softball)
- On a ball or puck, the NFHS logo may be smaller than manufacturer's logo, but should be placed in proximity to the manufacturer's name for easy identification. Allow enough space around the logo so it can be easily recognized as distinct and separate.
- Reproduce the logo only from the vector artwork provided here or on Direct Licensing Hub. Do not copy, scan art electronically or use as a template to redraw the symbol.

**Note:** If sizing or specifications do not work well in your particular design situation, contactK12 Licensing.



PLAY  
BEFORE  
YOU  
CONSIDER  
TOGETHER

# NEFHS AUTHENTICATING MARK UPDATE



Current Size



Current Size



Current Size



Current Size



Current Size

A current list of NEFHS authenticated products can be found at [www.nfhs.org](http://www.nfhs.org), Resources, Authenticating Mark.



Current Size



Current Size




Current Size



Current Size

Alternative Size




Current Size



PLAY.  
PERFORM.  
COMPLETE.  
TOGETHER.

# VOLLEYBALL


Old Size



circumference = 26"

OR

Current Size



circumference = 27.5"



PLAY  
PERFORM  
COMPLETE.  
TOGETHER






## NEW OFFICIATING VIDEOS!

The NFHS will be releasing two new officials' training videos for the 2024 season:

- Basic Signals and Fundamentals of Line Judging
- Recommended Best Practices for the Use of Electronic Headsets

## LINE JUDGE TRAINING



## ELECTRONIC HEADSET TRAINING

